

Fire Safety Activity Book



This book belongs to:



WHO WE ARE



**FIRE SAFETY
STARTS
WITH YOU!**



Unscramble the words and draw
a line to that piece of equipment

skma

caektj

etlmeh

eax



nsapt

eosh

svloeg

sotob

Fire Trucks




Did you know? There are many types of trucks that help our firefighters put out fires.




Colour Me!

Engine Truck

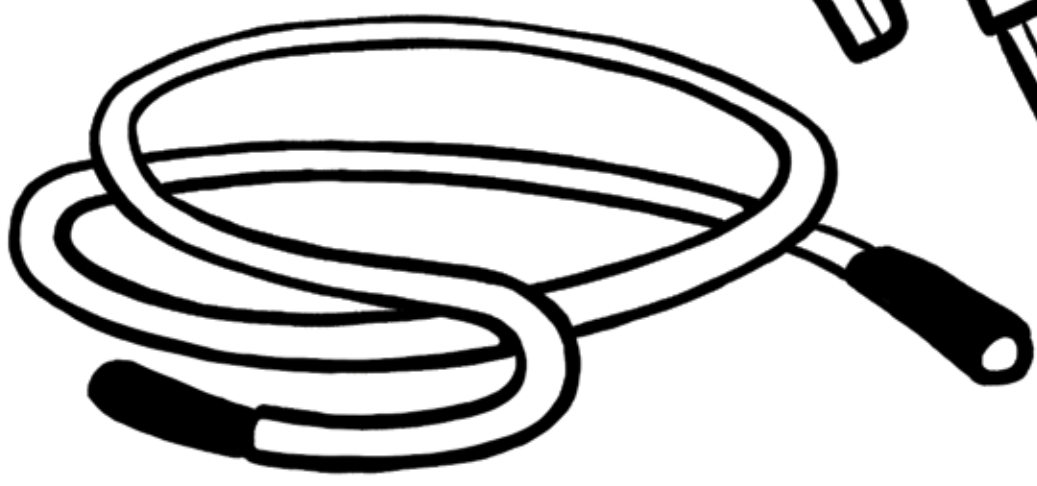





Ladder Truck



Tools vs. Toys


Circle what is okay to play with.
Put an **X** on things that are **NOT** toys.





Hot vs. Not Hot

Circle the things on this page that are hot!




Stop, Drop and Roll!

Stay away from fire. Fire from a match, lighter, fireplace, or BBQ could catch clothes on fire. If your clothes catch fire...


STOP

where you are.



DROP

to the ground.




Lay flat with your legs out straight and cover your eyes and mouth with your hands.

and...

ROLL

over and over, back and forth until the flames are out!



Where Do Smoke Alarms Go?

Draw arrows to where you think the smoke alarms belong in this house.



Get an adult to check your smoke alarms once a month by pressing the button. Be sure to change the batteries at least once a year.

The Fire Department recommends smoke alarms in every bedroom, outside all sleeping areas, and on every level of the home, including the basement.

Answer: This house needs 5 alarms.

Crawl Low Under Smoke

If you must escape a fire, crawl low to the ground and go under the smoke to your nearest exit.



Get out and stay out! Call 9-1-1.

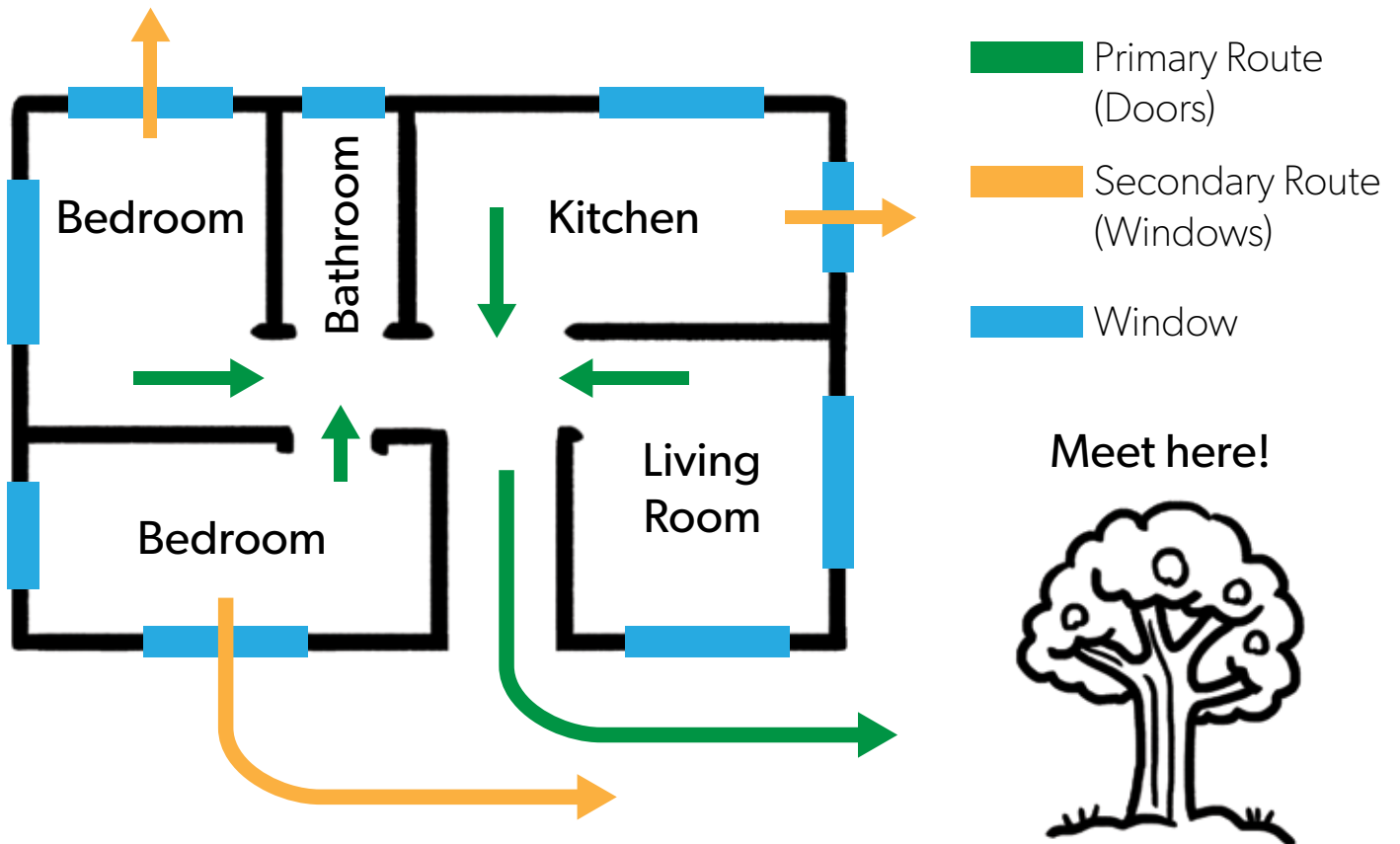
Plan Your Escape Route




Always have 2 ways out of your home.
And remember to practice your plan at
least twice a year.

The picture below is an example of an
escape route!

Example of an escape route




Plan Your Escape Route



Make a Plan

Plan ahead and make a meeting place. A meeting place is a safe place outside for everyone to meet at.



My meeting place is:

Calling 9-1-1

My first name is: _____

My last name is: _____

My phone number is:

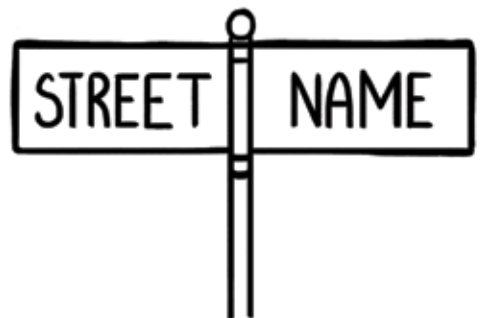
_____-_____-_____-_____-_____-_____

My caregiver's phone number is:

_____-_____-_____-_____-_____-_____




My address is:



Home Scavenger Hunt

Find the **9** fire hazards and put an **X** on them.

And circle all **3** smoke alarms.



Answers: curtain floating above stove, candle and book fire hazard, ripped power cord, napping with open hazards, unattended pot on stove, heater near flammable items.



Use this space to get autographs from
firefighters in your local area!



JUNIOR FIREFIGHTER AWARD

_____ IS PRESENTED TO: _____

(Your name here)

For completing the activity book and
understanding the importance of fire safety.



CALGARY
PUBLIC
LIBRARY





For information on fire safety and more visit:

———— calgary.ca/fire ————

Illustrated by: Jamie Lee